



Kestrel[®] 2000

Pocket Weather[®] Meter

with Backlight








Thank you for purchasing the Kestrel 2000 Pocket Weather Meter. This instrument will measure the following environmental conditions:






- wind speed
- maximum wind gust
- average wind speed
- temperature (air, water, snow)
- windchill










This instrument also features a data hold function and an automatic power-down function. Every unit is fully tested at our factory for measurement accuracy and waterproof integrity.

INSTRUCTION MANUAL

OPERATION

1. **Slide off cover.**
2. **Turn on.** Press the center button () to turn on the unit.
3. **Select operating mode.** Press the right arrow () to scroll through the measurements listed below. Press the left arrow () to scroll through the measurements in reverse order. The instantaneous measurements will be displayed. (See *Understanding the Measurements* section for more information.)
4. **Select the units of measure.** Press  while holding  to scroll through the units of measure.

Mode	Hint	Icon	Units of Measure
Wind Speed	SPd		m/s, ft/min, km/h, mph, kt, B
Max Gust	SPd	MAX 	m/s, ft/min, km/h, mph, kt, B
Avg Speed	SPd	AVG 	m/s, ft/min, km/h, mph, kt, B
Temperature	dEG		C, F
Wind Chill	chill		C, F

5. **Hold mode.** Press  while holding  to hold the measured value on the display. The word "HOLD" will blink to indicate the Hold Mode. Press  while holding  to exit the Hold Mode. This mode can be useful for taking measurements when unable to view the display, as within a duct. The Max and Avg Wind Speed Modes will continue to work as usual.
6. **Turn on the backlight.** Press  to activate the backlight for 10 seconds. If  or  are pressed while the backlight is illuminated, the backlight will remain illuminated for another 10 seconds. Press  while the backlight is illuminated to manually turn off the backlight.
7. **Turn off.** Hold  for 2 seconds to manually turn off the unit. The unit will automatically turn off if no buttons have been pressed for 45 minutes.

UNDERSTANDING THE MEASUREMENTS

Wind Speed - Average over the previous three seconds. The measurement will be accurate for air flow through the front or rear of the unit.

Maximum Wind Gust - Maximum 3-second wind speed since the unit was turned on.

Average Wind Speed - average wind speed since the unit was turned on.

Temperature - Instantaneous temperature of the thermistor, which is located at the end of the long coiled leads in the open cavity below the impeller. The exposed thermistor will respond quickly to changes in temperature when air flows past it. For fastest response, either hold the unit into the wind or wave the unit side to side for 15 seconds. Readings should be taken in the shade.

Wind Chill - Combination of wind speed and temperature, as defined by the US National Weather Service. Wind chill is the effective temperature on a human or animal at low temperatures due to wind speed. Wind chill readings will be the same as the temperature readings above 45°F or below 3 mph.

MAINTENANCE & TROUBLESHOOTING

Environmental

Every Kestrel Meter is fully waterproof and floats, and has passed mil-spec drop testing.

Storing Your Kestrel

Avoid storing your Kestrel where it will be exposed to temperatures below -30°C [-22°F] or above 60° C [176° F] for extended periods of time. Doing so may cause permanent damage. (Note that the inside of a car parked in the hot sun can reach very high temperatures.)

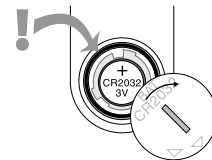
Use of the Lanyard and Cover

The cover can be captured on the lanyard to avoid loss. First, remove the cord poplock. Then

feed the lanyard end through the large opening in the over and out the slot. Replace the poplock on the lanyard.

Replacing the Battery

When your display becomes dim or disappears, replace the battery. Use a large coin to open the battery compartment. Use only new CR2032 coin cell batteries (available where watch batteries are sold). Wipe the battery clean of any fingerprints and insert the positive (+) pole up, angling the battery downward and pressing it firmly into place. When replacing the battery door, be sure to keep the black rubber o-ring seated in the groove on the case back.



Replacing the Battery

Why does the Impeller Appear Imbalanced?

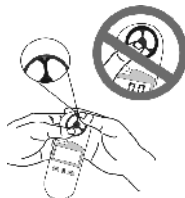
It is NORMAL for the impeller to oscillate as it comes to a stop. It is NOT imbalanced. Rather, it contains a very small magnet that responds to the earth's magnetic fields. This does not affect the accuracy of the wind speed readings because the magnetic field applies both a braking and an accelerating force which cancel each other. The impeller has been calibrated to provide wind speed readings accurate to within at least $\pm 3\%$.

High Speed Use

After numerous hours of sustained operation over 25 M/S (~49 KT, 90 KM/H, 56 MPH or 4,923 FPM), the Kestrel will lose some accuracy due to wear of the pivot bearings in the impeller.

Replacing the Impeller

You may recalibrate the wind speed readings by replacing the impeller. Press **FIRMLY** on the sides of the black impeller housing with your thumbs to remove the entire assembly. When inserting the new impeller, be sure the arrow is facing the display side of the unit, and is aligned with the top of the meter. Press on the sides of the housing rather than the center.

**BEAUFORT SCALE**

The Beaufort Scale is a system for estimating wind force without the use of instruments based on the visible effects of the wind on the physical environment. The behavior of smoke, waves, trees, etc., is rated on a 13 point scale. The scale was devised in 1805 by the British naval Commander Sir Francis Beaufort (1774-1857) and is still commonly used by mariners.

Force	Description	Kts
0	Calm	0
1	Light Air	1-3
2	Light Breeze	4-6
3	Gentle Breeze	7-10
4	Moderate Breeze	11-16
5	Fresh Breeze	17-21
6	Strong Breeze	22-27
7	Near Gale	28-33
8	Gale	34-40
9	Strong Gale	41-47
10	Storm	48-55
11	Violent Storm	56-63
12+	Hurricane	64+

KESTREL POCKET WEATHER METERS WARRANTY

NK does not believe in “disposable electronics.” We know that Kestrel Meters don’t typically lead pampered lives, and we design them for years of performance in tough conditions. Every Kestrel is designed and manufactured at NK’s facility in Boothwyn, Pennsylvania, to be the accurate, reliable weather instrument you need for your application. If for any reason you are not satisfied with the performance or operation of your Kestrel meter in the first 30 days, you may return it to your place of purchase for a full refund.

We guarantee every Kestrel Pocket Weather Meter to be free of defects in materials and workmanship for a period of FIVE YEARS from their date of first consumer purchase. NK will repair or replace any defective product or part when notified within the warranty period, and will return the product via domestic ground shipping or NK’s choice of method of international shipping at no charge.

The following shall be excluded from warranty coverage: damage due to improper use or neglect (including corrosion); damage caused by severe or excessive impact, crushing or mechanical harm; modifications or attempted repairs by someone other than an authorized NK/Kestrel repair agent; impeller failure not caused by a manufacturing defect; normal usage wear; failed batteries; and accuracy issues resolvable by recalibration. Recalibration is provided free of charge within thirty (30) days of purchase if necessary.

Except for the warranties set forth herein, NK disclaims all other warranties, expressed,

implied or statutory, including, but not limited to, the implied warranties of merchantability or fitness for a particular purpose. Any implied warranties that may be imposed by applicable law are limited to the term of this warranty. In no event shall NK be liable for any incidental, special or consequential damages, including, but not limited to, loss of business, loss of profits, loss of data or use, whether in an action in contract or tort or based on a warranty, arising out of or in connection with the use or performance of an NK product, even if NK has been advised of the possibility of such damages. You agree that repair, and (upon availability) replacement, as applicable, is your sole and exclusive remedy with respect to any breach of the NK Limited Warranty set forth herein. All product liability and warranty options are governed exclusively by the laws of the Commonwealth of Pennsylvania. Your warranty period will be measured from your date of purchase. The best way to ensure full warranty coverage is to REGISTER your NK product promptly on our website: www.kestrelweather.com <<http://www.kestrelweather.com>> . We keep your registration information strictly confidential and do not sell it, share it, or use it for anything but product-related information bulletins (which you may decline receiving). If you do not register and cannot provide proof of purchase, your warranty period will be measured from our date of manufacture, determined by serial number.

We request that you contact NK if you feel your product is not working properly. We can often solve product issues by phone or e-mail, saving you the time and expense of returning the unit. If we require the product to be returned, we will issue a Return Authorization to expedite the handling of your warranty claim.

The Kestrel Pocket Weather Meters are covered by the following patents: 5,783,753, 5,939,645, 6,257,074, and 7,059,170.

LIFETIME CUSTOMER CARE WARRANTY

NK wants you to be an NK customer for life, so we take care of you even beyond the terms of the above warranty with our Customer Care Program. Trade-in any Kestrel Pocket Weather Meter, no matter the age or condition, and receive a generous discount on the replacement product (same model only). Our Customer Care Program applies only as long as we manufacture the product, and does not cover product upgrades.

CALIBRATIONS, CERTIFICATIONS AND SERVICE

Every NK product is tested and calibrated before it leaves our factory. We guarantee that it will perform within specifications when you receive it. Each Kestrel comes with a Certificate of Conformity, with the stated specifications for that product on the back. If you feel an NK product is not meeting specs when you receive it, call us and we'll make sure you are operating it correctly. If it still appears that it may be out of spec, return it to us within 30 days of purchase and we will test and recalibrate all values at no charge. Beyond 30 days, we offer reasonably-priced tests, calibration services and N.I.S.T. certified calibrations as well as Kestrel tune-ups.

All of our measurements are traceable to the National Institute of Standards and Technology,

ensuring the highest level of accuracy. Our primary Calibration Standards are sent for calibration in accordance with N.I.S.T. requirements and based on a regular schedule. Only approved laboratories and N.I.S.T. themselves are used for these calibration services. Incoming and outgoing data is supplied with the certificate of calibration.

We also offer full factory service on every product we manufacture for as long as we make the product (and as long after as component availability permits). If we can't repair a product, we will offer you a brand-new replacement under our Customer Care Program (even for accidental damage and misuse).

ADDITIONAL INFORMATION

What is a "Kestrel"? The American Kestrel is the smallest North American falcon. Beautiful and highly adaptable, it can be found virtually everywhere in North America. It is unique among falcons for its ability to both hover at very low speeds and dive at very high speeds.



Assembled in the USA. The Kestrel 2000 is protected by US Patent 5,783,753 and 5,939,645. Other patents pending. Nielsen-Kellerman reserves the right to change product specifications. ©2010. Kestrel, the Kestrel logo, Pocket Wind, NK and the NK logo are trademarks of the Nielsen-Kellerman Co.

Need Help?

Our NK Knowledge Center has answers to many common questions, along with tips and tricks for using NK products. It's available 24-7 at www.kestrelweather.com/knowledgecenter.

For email assistance with the installation or operation of your NK product, write techsupport@kestrelweather.com.

For help with an apparent malfunction, or to arrange or inquire about a repair, write repairs@kestrelweather.com.

Or call 800-784-4221 (610-447-1555 outside of the USA), Monday to Friday, 9 to 5.

Register your Kestrel® Pocket Weather® Meter online at www.kestrelweather.com.



NK

NIELSEN-KELLERMAN

21 Creek Circle, Boothwyn, PA 19061

Phone: 610.447.1555

Fax: 610.447.1577

Web: www.kestrelweather.com

Email: info@kestrelweather.com